



The ABC's of Apples!

1. To access the digital resources for this lesson, click here: http://letsfindout.scholastic.com/issues/09_04_14

2. To order *Let's Find Out* for your class, click here: <http://classroommagazines.scholastic.com/products/let-s-find-out>

Reading Objective/Skill Builder: This lesson will help children build phonics and letter recognition skills.
Other Key Skills: building vocabulary, number sense
Common Core Standards: SL K.2, RF K.1d, RF K.3a, RI K.4
Science Standard: characteristics of organisms
Science Vocabulary: blossom, core, orchard, fruitlet, dough

Lesson Plan

Before Reading

Watch an Apple Life Cycle Video

Introduce the topic by watching the online video "An Apple Grows." You can also use it to pre-teach vocabulary words that appear in the issue. For instance, the video provides a visual context for the words *blossom* and *core*.

During Reading



Skill Builder: Phonics and Letter Recognition (RF K.1d, RF K.3a)

Read the issue once through. Talk about each item and how it relates to apples. Then go back to the large letters on pages 2-3. What makes them special? (*They are made of things related to apples.*) Ask: *Why do you think the A is made of apples instead of blossoms?* Explain that the word *apple* begins with the letter *A*! The *B* is made of blossoms because *blossom* starts with *B*. Continue, helping children associate each word with its beginning letter.

After Reading

Reinforce Letter-Learning

We've provided several fun ways for children to practice letter recognition.

- Have children play the "Look for Letters" online game. As children identify letters, a funny apple picture is revealed!

- For a fun group activity, use the bonus pocket-chart game included with your online resources. Place the apple letter cards in the pocket chart, and put the bee card behind one. Call out one letter at a time, having children take turns finding the card and checking to see if the bee is behind it. Whoever finds the bee card gets to hide it, and the game begins again!
- For individual practice, pass out the "Apple Alphabet" printable. You'll also find a pre-K sorting printable for children who are just beginning to recognize letters.

Explore-More Poster: Life Cycles

Use the poster to teach the apple life cycle. You can also squeeze in a mini vocabulary lesson! Point out the word *fruitlet* and explain that *-let* is a word part that means "small." So what do children think *fruitlet* means? A small fruit!



Digital Resources

Go to www.scholastic.com/lfo for:

Video: An Apple Grows

Game: Look for Letters

Level K Printables: Apple Alphabet, Letter Recognition Pocket-Chart Game

Level Pre-K Printable: A Is for Apple

SEPTEMBER 2014

SCHOLASTIC

Watch a video about
an apple life cycle at
www.scholastic.com/lfo.

Let's Find Out[®]

My Weekly Reader[™]



The **A****B****C**'s of Apples!

Sing to the tune of "Now I Know My ABC's":

Apples come from apple trees.
Let's learn our apple **ABC's!**

My name _____

Now I Know My ABC's



A is for apple.

An apple is a fruit that grows on a tree.



B is for blossom.

A blossom is a flower on an apple tree.



C is for core.

The core is the middle part of an apple.



D is for dough.

Dough is used to make an apple pie!



E is for eating apples!

(Circle) your favorite apple foods.



apple pie



applesauce



apple muffin



apple cider





Buzz Word: orchard

Want to know where apples grow?
An **orchard** is the place to go!

An **orchard** is a farm where fruit trees are grown.



Look at the number on the tree trunk.
Draw that many apples on the tree.



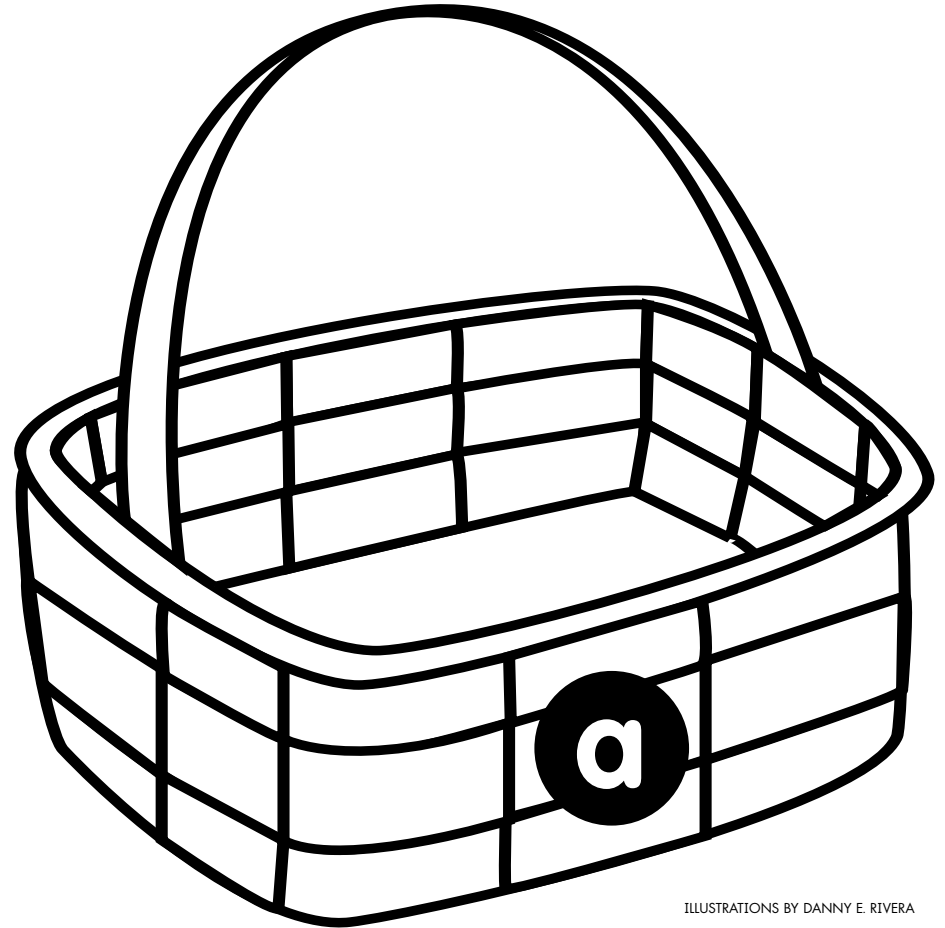
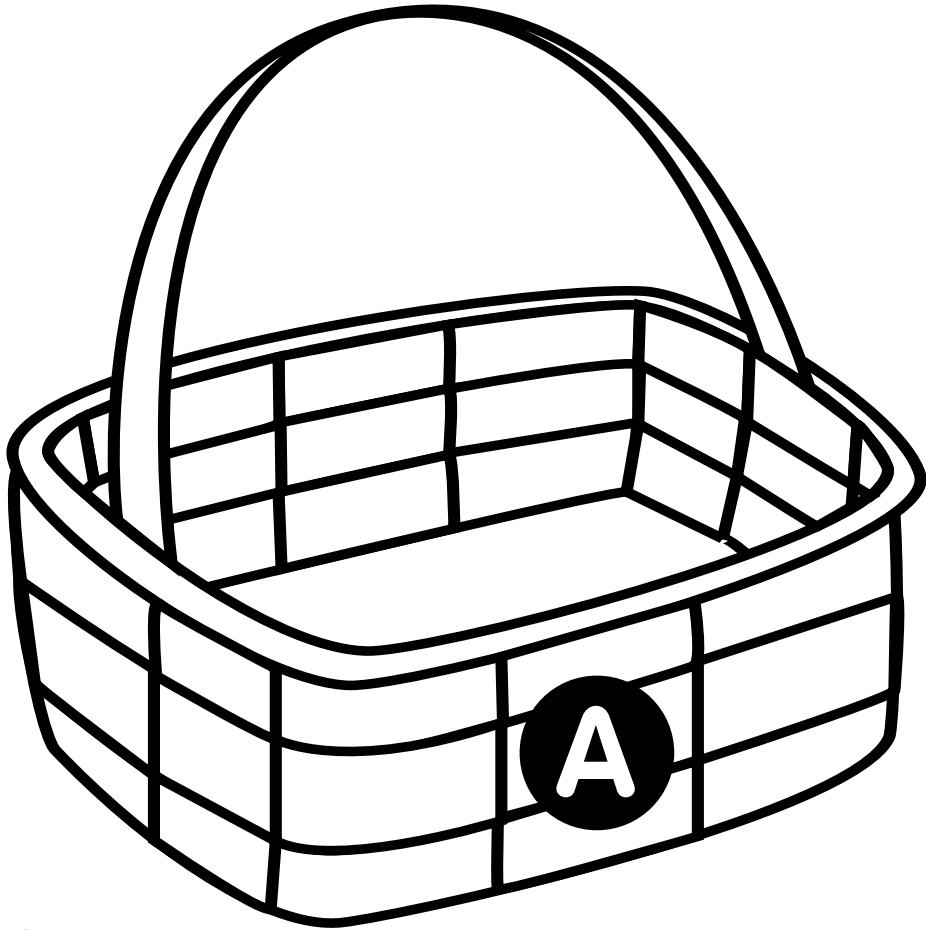
Circle the tree with the most apples.

My name _____

Uppercase and Lowercase







A Is for Apple

Sort uppercase **A** and lowercase **a**. Cut out the apple letters. Put each one in the correct basket.



TEACHER SCHOLASTIC INC. GRANTS YOU PERMISSION TO REPRODUCE THIS PAGE © 2014 BY SCHOLASTIC INC.

ILLUSTRATIONS BY DANNY E. RIVERA




My name _____

Phonics



Apple Alphabet

Cut out the letters.



Paste them in the correct boxes.



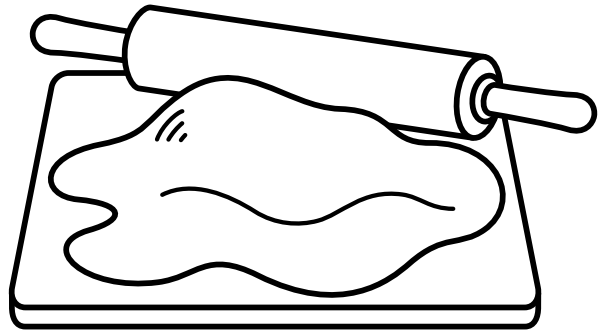
_____ is for apple.



_____ is for blossom.



_____ is for core.



_____ is for dough.

A B C D

